

LED signage lighting systems
Channel Letters

Select TX™ Gen 2



current
powered by GE

Trusted technology with exceptional value

The second generation of the **Select TX™** family offers a solution for your everyday channel letter needs. **Select TX™** features constant current technology, which ensures consistent module brightness, from the first module on the string to the last. Now available in four different sizes and three different colors.



Layout Guide

Letter Size	Can Depth	Coverage
GESEV65-2		
Small	2-3" (51-76mm)	4-7" (102-178mm)
	3-4" (76-102mm)	6-10" (152-254mm)
Medium	4-5" (102-127mm)	9-13" (229-330mm)
GESES65-2		
Small	3-4" (76-102mm)	6-10" (152-254mm)
Medium	4-5" (102-127mm)	9-13" (229-330mm)
	5-6" (127-152mm)	12-16" (305-406mm)
GESEM65-2, GESEMRD-2, GESEMBL-2		
Medium	4-5" (102-127mm)	9-13" (229-330mm)
	5-6" (127-152mm)	12-16" (305-406mm)
Large	≥6" (152mm)	15-19" (381-483mm)
GESEL65-2		
Medium	4-5" (102-127mm)	9-13" (229-330mm)
	5-6" (127-152mm)	12-16" (305-406mm)
Large	≥6" (152mm)	15-22" (381-559mm)

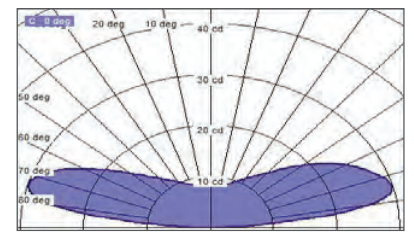
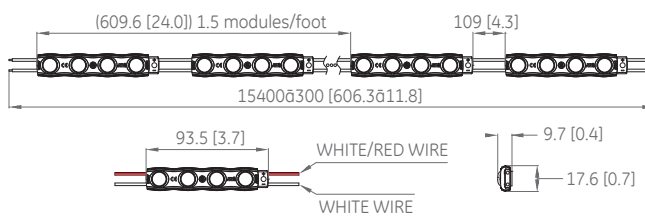
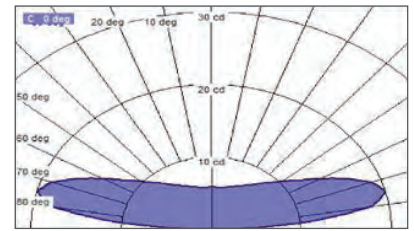
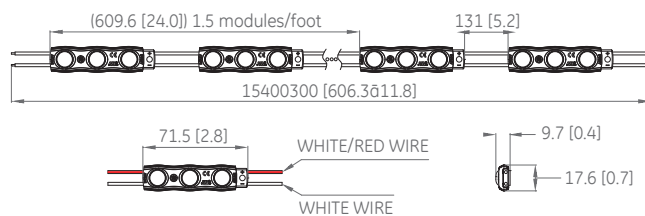
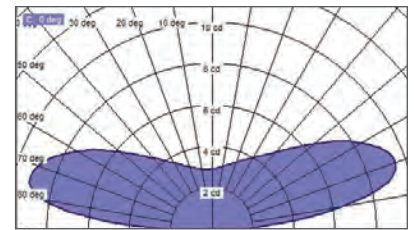
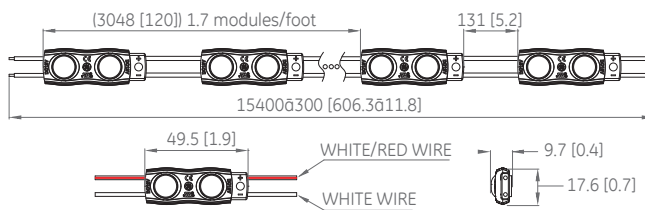
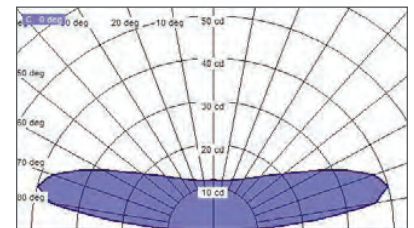
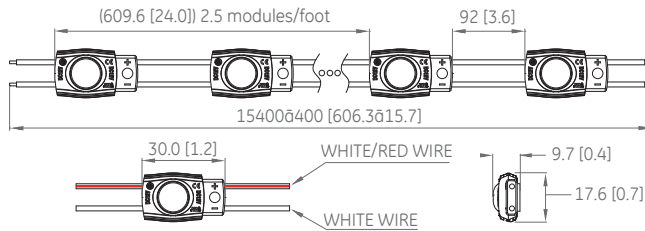
Total GE Reliability

To ensure every **Select TX™ family** installation will operate brilliantly for years, we perform the most extensive, stringent testing in the industry. We test the LED, water and dust ingress protection, sub-system and complete system at our in-house and independent laboratories around the world. Validation of our designs, components, products and processes include high temperature, high humidity and accelerated life testing.



Mechanical Outline & Viewing Angle

Dimensions in (inches). Metric equivalent mm.



Technical Specifications

SKU	93083206	93083207	93083208	93083209
Description	GESEV65-2	GESES65-2	GESEM65-2	GESEL65-2
	Very Small	Small	Medium	Large
Color Temperature (Wavelength)	6500K	6500K	6500K	6500K
Typical Brightness (lm/module)	40	80	120	160
Typical Brightness lm/ft. (lm/m.)	100 (328.1)	136 (446.2)	180 (590.6)	240 (787.4)
LEDs/Module	1	2	3	4
Modules/Foot	2.5	1.7	1.5	1.5
Power Supply Loading – 60W	48 ft (14.6m) (120 modules)	35 ft (10.8 m) (60 modules)	27 ft (8.1 m) (40 modules)	20 ft (6.1 m) (30 modules)
Viewing Angle	165	165	165	165
Strip Energy Consumption (W/module)	0.40	0.80	1.20	1.60
System Energy Consumption (W/module)	0.47	0.94	1.41	1.88
Efficacy (Lumen/Watt)	100	100	100	100
Dimensions (h x l x w) inches- module	1.04 x 0.69 x 0.34	1.91 x 0.69 x 0.34	2.78 x 0.69 x 0.34	3.65 x 0.69 x 0.34
Dimensions (h x l x w) mm- module	26.6 X 17.6 X 8.7	48.6 X 17.6 X 8.7	70.6 X 17.6 X 8.7	92.6 X 17.6 X 8.7
Quantity per package (ft./box) (Strips/bag)	600 ft (182.88 m) (12 strips, 2 strips/bag)	600 ft (182.88 m) (12 strips, 2 strips/bag)	600 ft (182.88 m) (12 strips, 1 strip/bag)	600 ft (182.88 m) (12 strips, 1 strip/bag)
Modules/Strip	125	85	75	75

Technical Specifications

SKU	93083210	93083212	93083211
Description	GESEMRD-2	GESEMBL-2	GESEMGL-2
	Medium Red	Medium Blue	Medium Green
Color Temperature (Wavelength)	625nm	460nm	520nm
Typical Brightness (lm/module)	15.6	12.0	41.0
Typical Brightness lm/ft. (lm/m)	23.4 (77.1)	18.0 (59.1)	61.5 (203.4)
LEDs/Module	3	3	3
Modules/Foot	1.5	1.5	1.5
Power Supply Loading – 60W	67 ft (20 m) (100 modules)	40 ft (12 m) (60 modules)	53 ft (16 m) (80 modules)
Viewing Angle	165	165	165
Strip Energy Consumption (W/module)	0.52	0.87	0.67
System Energy Consumption (W/module)	0.61	0.92	0.80
Efficacy (Lumen/Watt)	100	100	100
Dimensions (h x l x w) inches- module	2.78 x 0.69 x 0.34	2.78 x 0.69 x 0.34	2.78 x 0.69 x 0.34
Dimensions (h x l x w) mm- module	70.6 X 17.6 X 8.7	70.6 X 17.6 X 8.7	70.6 X 17.6 X 8.7
Quantity per package (Strips/bag)	600 ft (182.88 m) (12 strips, 2 strips/bag)	600 ft (182.88 m) (12 strips, 2 strips/bag)	600 ft (182.88 m) (12 strips, 1 strip/bag)
Modules/Strip	75	75	75

Technical Specifications

Specification Item	Specification										
Cutting Resolution	Cut on wire between every module										
Power Supply Voltage	12 VDC										
Power Supply part number	93090288 (GEPS12SE-60U-NA) Input: 120-277VAC; Output: 12VDC GEPS12-60U-GL Input: 108-305VAC; Output: 12VDC										
Maximum Supply Wire Limits	<table border="1"> <thead> <tr> <th></th> <th>18 AWG/0.82 mm² Supply Wire</th> <th>16 AWG/1.31 mm² Supply Wire</th> <th>14 AWG/2.08 mm² Supply Wire</th> <th>12 AWG/3.31 mm² Supply Wire</th> </tr> </thead> <tbody> <tr> <td>60W Power Supply</td> <td>20 ft./6.1 m</td> <td>25 ft./7.6 m</td> <td>35 ft./10.6 m</td> <td>40 ft./12.1 m</td> </tr> </tbody> </table>		18 AWG/0.82 mm ² Supply Wire	16 AWG/1.31 mm ² Supply Wire	14 AWG/2.08 mm ² Supply Wire	12 AWG/3.31 mm ² Supply Wire	60W Power Supply	20 ft./6.1 m	25 ft./7.6 m	35 ft./10.6 m	40 ft./12.1 m
		18 AWG/0.82 mm ² Supply Wire	16 AWG/1.31 mm ² Supply Wire	14 AWG/2.08 mm ² Supply Wire	12 AWG/3.31 mm ² Supply Wire						
60W Power Supply	20 ft./6.1 m	25 ft./7.6 m	35 ft./10.6 m	40 ft./12.1 m							
Operating Environment	-40 °C to +60 °C										
Warranty	GE offers a limited system warranty of up to five (5) years										
System Certifications	UL Recognized #E219167, UL Classified #E229508, CSA Approved #216319, RCM, Class III, China RoHS II IP66. Suitable for dry and damp location..										

