



LUCOLED BL31



- *5 years warranty*
- *First 2 years extended warranty*
- *Lucolense wide beam technology*
- *High efficacy*
- *Constant Current Technology*
- *Narrow white binning*

Lucoled Plus BL31 modules offer a high quality and efficient backlit solution for lightboxes with a depth of 100-300 mm.

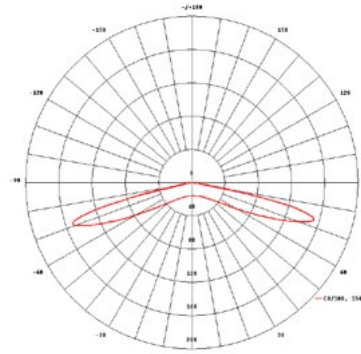
Using the latest Top-Tier LED technology and high quality patented optics Lucoled Plus BL31 offers industry leading efficacy and coverage. This not only reduces the amount of modules needed for an application, but also the overall power consumption.

In a typical application of 125 mm deep only 9 modules per square meter are used at maximum wire spacing, making installation very fast and less labour intensive. Using only 32,4 W per square meter also the number of power supplies needed is strongly reduced.

SPECIFICATIONS

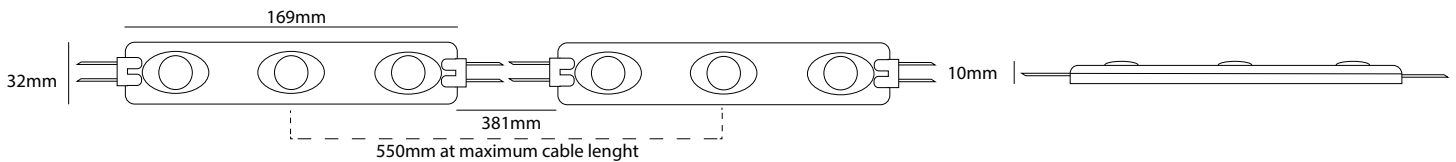
- Dimensions 169x32x10mm
- Warranty 5 years (first 2 years extended)
- Beam angle: 170°
- Can be cut between every unit
- UL, CE and RoHS compliant
- Narrow white binning
- Constant Current Technology
- Operating temperature -25~+60C

LUMINOUS INTENSITY DISTRIBUTION



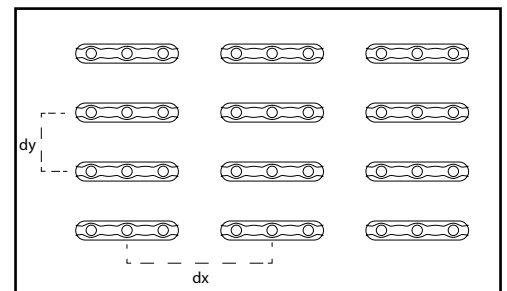
Item no	LED colour	CT (K)	CRI	Power (W/mod)	Flux (lm/mod)	Efficacy (lm/W)	Voltage (DC)	Modules per chain	Modules per carton
BL31-W30	white	3000	>70	3.6	350	97	12	16	320
BL31-W65	white	6500	>70	3.6	350	97	12	16	320

DIMENSIONS



Light box depth (mm)	Space between modules (mm)	Installing density (pcs/m ²)	Lumen per m ² (Lm) based on 6500K
dz=100	dx=300, dy=250	13	4550
dz=150	dx=300, dy=500	7	2450
dz=200	dx=300, dy=700	5	1750

Results may vary depending on face material properties. The data above was obtained using 3mm thick opaque acrylic with a 54% light transmittance. Lucoled advises to paint the inside of the box/letters in a matt white colour for achieving an optimal result. Always test before production.



POWER SUPPLY CAPACITY 12V SERIES

Item	xx1230	xx1260	xx12100	xx12150	VP12240	VP12400
Power Output	30W	60W	100W	150W	240W	400W
BL31 modules / power supply	7	14	24	36	60	100
Maximum 16 modules per chain						

PACKAGING

Item	Qty (pcs/bag)	Qty (bag / carton)	Total Qty (pcs / carton)	Total weight (kg)	Carton size (LxWxH) in mm
BL31	32	10	320	20.1	528 x 376 x 272