

# JACK & JONES®

## FOOTWEAR

## LUCOLED VR10



- *5 years warranty*
- *Lucolense wide angle technology*
- *Medium efficacy*
- *Constant Current Technology*
- *Narrow white binning*

**Lucoled Value Range VR10 modules** offer a high quality and efficient backlit solution for lightboxes and channel letters between 80 and 120mm deep.

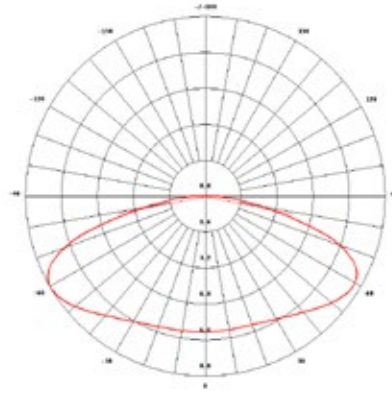
Lucoled VR series use medium efficiency LED's, optics and high quality components, resulting in a reliable, efficient, fit-for-purpose, solution for your every-day sign projects.

Lucoled VR series offer an excellent price-performance ratio and a 5 year warranty.

## SPECIFICATIONS

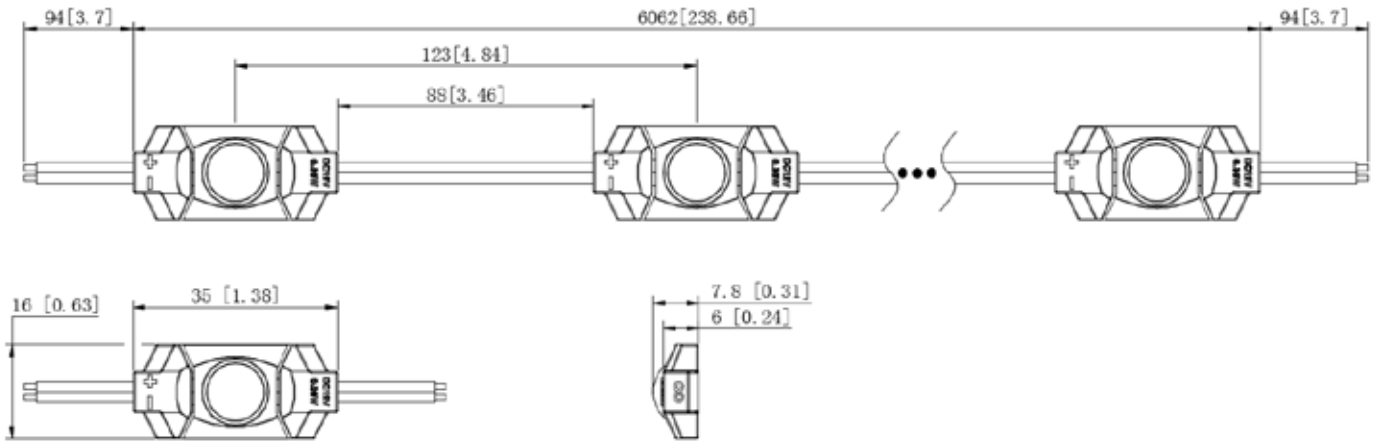
- Dimensions 35x16x7.8mm
- Warranty 5 years
- Beam angle: 160°
- Can be cut between every unit
- EL, CE and RoHS compliant
- Narrow white binning
- Constant Current Technology
- Operating temperature -25~+60°C

## LUMINOUS INTENSITY DISTRIBUTION



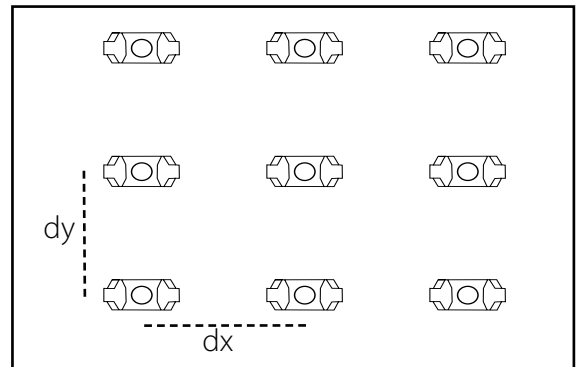
Item no	LED colour	CT (K)	CRI	Power (W/mod)	Flux (lm/mod)	Efficacy (lm/W)	Voltage (DC)	Modules per chain	Modules per carton
VR10-W65	white	6500	>75	0.36	44	122	12	50	2000

## DIMENSIONS



Light box depth (mm)	Space between modules (mm)	Installing density (pcs/m <sup>2</sup> )	Surface luminance range (cd/m <sup>2</sup> )
dz=80	dx=85, dy=85	121	1140-1350
dz=100	dx=95, dy=120	80	830-880
dz=120	dx=105, dy=140	63	670-720

Results may vary depending on face material properties. The data above was obtained using 3mm thick opaque acrylic with a 54% light transmittance. Lucoled advises to paint the inside of the box/ letters in a matt white colour for achieving an optimal result. Always test before production.



## POWER SUPPLY CAPACITY 12V SERIES

Item	PP1230	PP1260	PP12100	PP12150	PP12200
Power Output	30W	60W	100W	150W	200W
VR10 modules / power supply	75	150	250	375	500
Number of chains (maximum 50 modules per chain)	1	2	5	7	10

## PACKAGING

Item	Qty (pcs/bag)	Qty (bag / carton)	Total Qty (pcs / carton)	Total weight (kg)	Carton size (LxWxH) in mm
VR10	50	40	2000	11.5	528 x 376 x 272