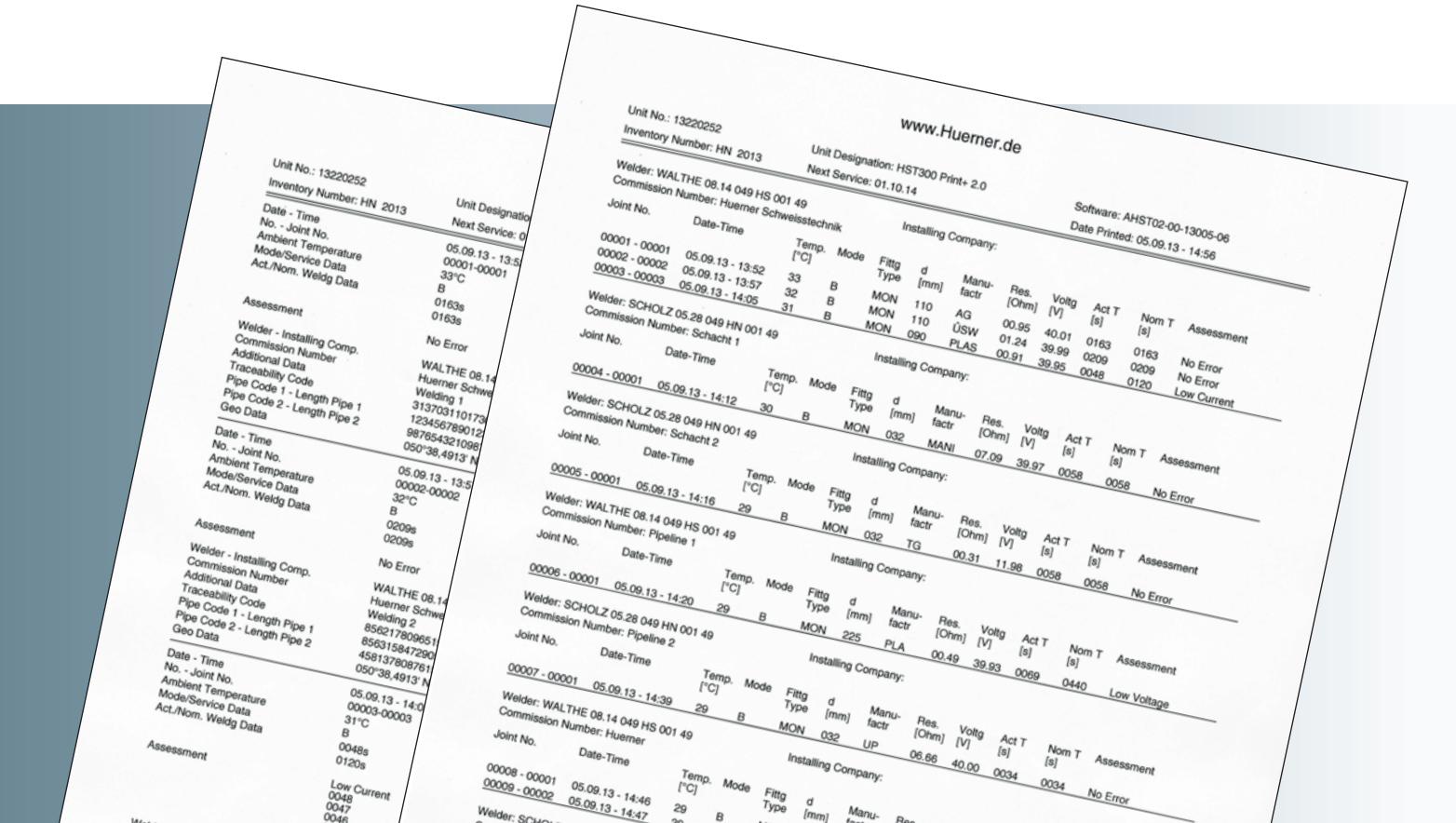


The unique features of HST 300 welders



GPS

Data logging capabilities of today's welding units have been able to answer only the question, "Who welded what, when and how?" Traceability has now been extended to answering the critical question that used to create the most serious issues, that is, "Where is the welded joint buried?" This answer is given by the lighthouse welders HST 300 Pricon 2.0 and HST 300 Print+ 2.0, both of which feature a specifically developed, high-res GPS module that determines the coordinates with maximum precision. For the HST 300 Print+ 2.0, the GPS upgrade is optional, while the standard model continues to be available without it. All HST 300 Pricon 2.0 are with integrated GPS receiver in the standard delivery, along with Bluetooth just as integrated.



Label tag printer

The new Generation 2.0 data loggers for welding report generation also offer automation of component labelling, which used to require the manual use of marker pens. No need anymore to write the cooling time or any other remark onto the pipe. The data transfer menu allows printing off a mini-summary of a selected welding report on a label tag printer. The abrasion-proof plastic tag is then simply affixed to the fitting or pipe. The tried and tested download methods via USB A, abstract or extended report as well as report in the DataWork format, will of course continue to be available.



GT keypad

The standard versions of the Generation WhiteLine welders ship with a state-of-the-art high-resolution, temperature range-extended character display. The novel GT keypad allows convenient input of all required parameters. The input is possible as you would use a traditional mobile device with a keypad. Another unique functionality is the ViewWeld feature. It enables browsing, viewing, and checking the logged welding reports on the display screen of the welder, without any need to print the reports off.

You want to learn more about us?

Feel free to ask for a meeting on our premises. Detailed information on the company and on our product range is also available on-line at www.huerner.de



HÜRNER
SCHWEISSTECHNIK

HÜRNER Schweisstechnik GmbH

Nieder-Ohmner Str. 26
35325 Mücke
GERMANY

Ph +49 6401 9127 0
Fx +49 6401 9127 39
E-Mail info@huerner.de
Internet: www.huerner.de

HÜRNER Welding Technology NZ Ltd

12 Croskery Road
Papakura
Auckland 2110
NEW ZEALAND

Ph +64 9 299 3640
Fx +64 9 299 3740
E-Mail r.gruen@extra.co.nz
Internet: www.huerner.co.nz

HÜRNER Schweisstechnik Gulf L.L.C

Damascus Street, Al Qusais 4
DUBAI
P.O.Box 233586
UNITED ARAB EMIRATES

Ph +971 4 2584886
Fx +971 4 2584887
E-Mail info@hurnergulf.ae
Internet: www.huerner.de

02.2025

HÜRNER WhiteLine
HST 300 2.0

EN

HÜRNER
SCHWEISSTECHNIK

















The HST 300 Pricon 2.0 of the WhiteLine series of welding units is **HÜRNER's** move to take electrofusion welding into a new age, the age of a generation of welders with revolutionary, unique characteristics. These units, which have been developed from scratch, build on the company's massive, decades-long experience. **HÜRNER's** standard hallmarks—light weight, compact dimensions, top-notch performance—have been added on-board geo-coordinate recording by GPS and Bluetooth data transfer at the touch of a button.

The WhiteLine welders cover all areas of application in electrofusion welding of PE, PP, and PVDF pipes with heater coil fittings. There is no challenge for which you will not find a welder of the series able to take it on successfully. Whether it is jointing in the safety-sensitive area of gas networks, including accurate recording of geographic data, jointing components with very small diameters (e.g., geothermal or sanitary fitting applications) or very large diameters (e.g., wastewater applications)—the welders will always make a statement by their unyielding reliability that builds on more than 40 years of developing and manufacturing experience.

The lighthouse HST 300 Pricon 2.0 and HST 300 Print+ 2.0 offer an extremely intuitive data transfer menu, including Bluetooth connection, that enables the download of all or of a finely tuned selection of welding and traceability reports, as an abstract or extended report in the PDF format, as a label printed by the optional label tag printer, or in the Data-Work format sent to a PC.



	HÜRNER Electrofusion Welders with Report Generation Version 2.0						HÜRNER Electrofusion Welders without Report Generation Version 2.0			HÜRNER Electrofusion Welders for Specialty Purposes, Version 2.0			HÜRNER Electrofusion Welders for Sanitary Applications, Version 2.0	
	HST 300 Pricon 2.0	HST 300 Print + 2.0 GPS	HST 300 Print + 2.0	HST 300 Print 450 2.0	HCU 300	HCU 300 mini	HST 300 Junior + 2.0	HST 300 Junior 2.0	HST 300 Manual 2.0	HST 300 Monofuse 2.0	HST 300 Geotherm + 2.0	HST 300 HP 2.0 (HighPower)	HST-S-160	HST-S-315 2.0
Part Number	311-000-000	200-230-084 200-230-184 ⁴⁾	200-230-113 200-230-213 ⁴⁾	200-230-092	200-230-115	200-230-138	200-230-001	200-230-000	200-230-004	200-230-008	200-230-112	200-230-041	400-160-101	402-000-000
														
Automatic data logging	20,000 reports	10,000 reports	10,000 reports	5000 reports	1,800 reports	1,800 reports	–	–	–	–	500 reports	10,000 reports	–	–
GPS	■	■	–	–	–	–	–	–	–	–	–	–	–	–
Bluetooth	■	■	■	–	■	–	–	–	–	–	–	–	–	–
Welding range, diameter	up to O.D. 1600 mm and larger	up to O.D. 1200 mm up to O.D. 1600 mm ⁴⁾	up to O.D. 1200 mm up to O.D. 1600 mm ⁴⁾	up to O.D. 450 mm	up to O.D. 1200 mm	up to O.D. 180 mm	up to O.D. 1200 mm	up to O.D. 1200 mm	up to O.D. 1200 mm	up to O.D. 1200 mm	up to O.D. 75 mm	larger than O.D. 2000 mm	up to O.D. 160 mm	up to O.D. 315 mm
Data input from bar code with handheld scanner ³⁾	■	■	■	■	■	■	■	■	–	–	■	■	–	–
Data input manual (numeric code and voltage/time)	■	■	■	■	■	■	■	–	■	–	■	■	–	–
Data input with Fusamatic system or contact identification	Auto ID ³⁾	Auto ID ³⁾	Auto ID ³⁾	–	–	–	–	–	–	Auto ID	–	–	Contact identification	Contact identification
Welding monitoring system	■	■	■	■	■	■	■	■	■	■	■	■	■	■
Standard-compliant ISO 12176 trace-ability	■	■	■	■	■	■	–	–	–	–	–	■	–	–
Label tag print menu	■	■	■	■	■	■	–	–	–	–	–	–	–	–
Data download formats: PDF abstract or extended report, DataWork format, service report CSV format	A/X DW S CSV	A/X DW S CSV	A/X DW S CSV	A/X DW S CSV	A/X DW S CSV	A/X DW S CSV	–	–	–	–	A/X DW S CSV	A/X DW S CSV	–	–
ViewWeld functionality	■	■	■	–	–	–	■	■	–	–	–	–	–	–
AutoWeld functionalities	■	■	■	–	–	–	–	–	–	–	–	■	–	–
Display screen	LED-lit with character height 8 mm	LED-lit with character height 8 mm	LED-lit with character height 8 mm	LED-lit with character height 5 mm	LED-lit with character height 5 mm	LED-lit with character height 5 mm	LED-lit with character height 5 mm	LED-lit with character height 5 mm	LED-lit with character height 5 mm	LED-lit with character height 5 mm	LED-lit with character height 5 mm	LED-lit with character height 5 mm	7-segment characters	7-segment characters
Input voltage	230 V ¹⁾ / 50 Hz	230 V ¹⁾ / 50 Hz	230 V ¹⁾ / 50 Hz	230 V ¹⁾ / 50 Hz	230 V ¹⁾ / 50 Hz	230 V/ 50 Hz	230 V ¹⁾ / 50 Hz	230 V ¹⁾ / 50 Hz	230 V ¹⁾ / 50 Hz	230 V ¹⁾ / 50 Hz	230 V ¹⁾ / 50 Hz	400 V/3 Ph, 50 Hz	230 V	230 V
Output current	max. 110 A	max. 110 A	max. 110 A	max. 80 A	max. 110 A	max. 85 A	max. 110 A	max. 110 A	max. 110 A	max. 110 A	max. 60 A	max. 130 A	max. 5 A	11 A
Output voltage	8 - 48 V	8 - 48 V	8 - 48 V	8 - 48 V	8 - 48 V	8 - 48 V	8 - 48 V	8 - 48 V	8 - 48 V	8 - 48 V	8 - 48 V	8 - 48 V	230 V	230 V
Approvals, quality, ingress protection	CE, DVS, WEEE Reg. No. DE 74849106, ISO 9001, RoHS compliance, IP 54 ²⁾	CE, DVS, WEEE Reg. No. DE 74849106, ISO 9001, RoHS compliance, IP 54 ²⁾	CE, DVS, WEEE Reg. No. DE 74849106, ISO 9001, RoHS compliance, IP 54 ²⁾	CE, DVS, WEEE Reg. No. DE 74849106, ISO 9001, RoHS compliance, IP 54 ²⁾	CE, DVS, WEEE Reg. No. DE 74849106, ISO 9001, RoHS compliance, IP 54 ²⁾	CE, DVS, WEEE Reg. No. DE 74849106, ISO 9001, RoHS compliance, IP 54 ²⁾	CE, DVS, WEEE Reg. No. DE 74849106, ISO 9001, RoHS compliance, IP 54 ²⁾	CE, DVS, WEEE Reg. No. DE 74849106, ISO 9001, RoHS compliance, IP 54 ²⁾	CE, DVS, WEEE Reg. No. DE 74849106, ISO 9001, RoHS compliance, IP 54 ²⁾	CE, DVS, WEEE Reg. No. DE 74849106, ISO 9001, RoHS compliance, IP 54 ²⁾	CE, DVS, WEEE Reg. No. DE 74849106, ISO 9001, RoHS compliance, IP 54 ²⁾	CE, DVS, WEEE Reg. No. DE 74849106, ISO 9001, RoHS compliance, IP 54 ²⁾	CE, WEEE Reg. No. DE 74849106, ISO 9001, RoHS compliance, IP 54	CE, WEEE Reg. No. DE 74849106, ISO 9001, RoHS compliance, IP 54
Temperature range	–20 °C thru +60 °C	–20 °C thru +60 °C	–20 °C thru +60 °C	–20 °C thru +60 °C	–20 °C thru +60 °C	–20 °C thru +60 °C	–20 °C thru +60 °C	–20 °C thru +60 °C	–20 °C thru +60 °C	–20 °C thru +60 °C	–20 °C bis +60 °C	–20 °C thru +60 °C	–20 °C thru +60 °C	–20 °C thru +60 °C
Weight	10 kg	16 kg	16 kg	16 kg	21 kg	11 kg	16 kg	16 kg	16 kg	16 kg	9	28.5 kg	1.7 kg	3.95 kg
Dimensions W x H x D, mm	236 x 295 x 330	236 x 295 x 330	236 x 295 x 330	236 x 295 x 330	540 x 210 x 420 incl. case	465 x 175 x 350 incl. case	236 x 295 x 330	236 x 295 x 330	236 x 295 x 330	236 x 295 x 330	236 x 295 x 330	260 x 365 x 330	165 x 200 x 85	335 x 150 x 295