

CV Power supplies 24 V



Areas of application

- Facades, public squares, cruise ships
- Signage
- Suitable for indoor and outdoor installations

Product benefits

- Large range of products from 20 W to 250 W
- Installation in very cold and hot environments
- Very stable output power
- High electrical reversible short-circuit, overload, overtemperature protection
- Smart Power Supply: boosting power to turn on cold LEDs
- Independent installation possible

Product features

- DC mode functionality
- Type of protection: IP66 and IP67
- Surge protection: up to 4 kV (L-N) / 6 kV (L/N-PE)
- Wide operating temperature range: -30...+55 °C
- Lifetime: up to 50,000 h (temperature at max. t_c)

Product family datasheet

Technical data

Electrical data

Product description	Nominal input voltage	Mains frequency	Input voltage AC	Total harmonic distortion	Power factor λ	ECG efficiency
OT 6/200...240/24 CE	200...240 V	50...60 Hz	180...264 V ¹⁾	< 20 %	0.50 ²⁾	80 %
OT 8/200...240/24	200...240 V	50...60 Hz	180...264 V ¹⁾	< 20 %	0.50 ²⁾	75 %
OT 20/220...240/24 P	220...240 V	0...60 Hz	198...264 V	< 15 %	0.95	83 %
OT 20/200...240/24	220...240 V	50...60 Hz	198...264 V ¹⁾	< 20 %	0.80 ²⁾	83 %
OT 40/220...240/24 P	220...240 V	0...60 Hz	198...264 V	< 15 %	0.95	85 %
OT 50/220...240/24	220...240 V	50...60 Hz	198...264 V ¹¹⁾	< 20 %	0.95/0.90 ¹²⁾	85 % ¹³⁾
OT 60/220...240/24 P	220...240 V	0...60 Hz	198...264 V	< 15 %	0.95	87 %
OT 75/220...240/24	220...240 V	50...60 Hz	198...264 V ¹⁾	< 20 %	0.97 ²⁾	90 % ¹³⁾
OT 75/220...240/24 E	220...240 V	50...60 Hz	198...264 V ¹⁾	< 20 %	0.95 ²⁾	89 % ¹³⁾
OT 100/220...240/24 P	220...240 V	0...60 Hz	198...264 V	< 15 %	0.95	90 %
OT 130/220...240/24 P	220...240 V	0...60 Hz	198...264 V	< 15 %	0.95	90.5 %
OT 250/220...240/24 P	220...240 V	0...60 Hz	198...264 V	< 15 %	0.95	92 %

Product description	Device power loss	Inrush current	Max. ECG no. on circuit breaker 10 A (B)	Max. ECG no. on circuit breaker 16 A (B)	Max. ECG no. on circuit breaker 25 A (B)
OT 6/200...240/24 CE	1.5 W ³⁾	15 A ⁴⁾	30	48	-
OT 8/200...240/24	2.5 W ³⁾	15 A ⁴⁾	30	48	-
OT 20/220...240/24 P	4.1 W	20 A	49	77	120
OT 20/200...240/24	4.0 W ⁹⁾	10 A	43	68	-
OT 40/220...240/24 P	4.0 W	20 A	36	57	87
OT 50/220...240/24	8.0 W ⁹⁾	45 A ¹⁴⁾	12	19	-
OT 60/220...240/24 P	8.9 W	30 A	21	34	53
OT 75/220...240/24	9.0 W ³⁾	41 A ¹⁸⁾	7	11	-
OT 75/220...240/24 E	8.5 W ⁹⁾	41 A ¹⁸⁾	7	11	-
OT 100/220...240/24 P	11.8 W	60 A	10	16	26
OT 130/220...240/24 P	14.7 W	60 A	8	13	20
OT 250/220...240/24 P	21.7 W	75 A	3	8	13

Product description	Surge capability (L-N)	Nominal output voltage	U-OUT (working voltage)	Nominal output power	Galvanic isolation
OT 6/200...240/24 CE	1 kV	24 V ⁵⁾	24 V	6 W ⁶⁾	SELV equivalent
OT 8/200...240/24	1 kV	24 V ⁷⁾	24 V	8 W ⁸⁾	SELV equivalent
OT 20/220...240/24 P	4 kV	24.2 V		20 W	SELV
OT 20/200...240/24	1 kV	24 V ⁷⁾	24 V	20 W ¹⁰⁾	SELV
OT 40/220...240/24 P	4 kV	24.2 V		40 W	SELV
OT 50/220...240/24	1 kV	24 V ¹⁵⁾	24 V	50 W ¹⁶⁾	SELV
OT 60/220...240/24 P	4 kV	24.2 V		60 W	SELV
OT 75/220...240/24	1 kV	24 V ⁷⁾	24 V	75 W ¹⁹⁾	SELV
OT 75/220...240/24 E	2 kV	24 V ²⁰⁾	24 V	75 W ¹⁹⁾	SELV

Product family datasheet

Product description	Surge capability (L-N)	Nominal output voltage	U-OUT (working voltage)	Nominal output power	Galvanic isolation
OT 100/220...240/24 P	4 kV	24.2 V		100 W	SELV
OT 130/220...240/24 P	4 kV	24.2 V		130 W	SELV
OT 250/220...240/24 P	4 kV	24.2 V		250 W	SELV

Product description	Galvanic isolation primary/secondary	Input voltage DC	Protective conductor current	Surge capability (L/N-Ground)
OT 6/200...240/24 CE	3 kV			
OT 8/200...240/24	3 kV			
OT 20/220...240/24 P	3 kV	176...250 V		
OT 20/200...240/24	3 kV			
OT 40/220...240/24 P	3 kV	176...250 V		
OT 50/220...240/24	3.75 kV ¹⁷⁾	176...274 V ¹⁾		
OT 60/220...240/24 P	3 kV	176...250 V		
OT 75/220...240/24	3 kV ¹⁷⁾		<2.0 mA	
OT 75/220...240/24 E	3.75 kV ¹⁷⁾		<2.0 mA	3 kV
OT 100/220...240/24 P	3 kV	176...250 V		6 kV
OT 130/220...240/24 P	3 kV	176...250 V		6 kV
OT 250/220...240/24 P	3 kV	176...250 V		6 kV

1) Permitted voltage range

2) Minimum

3) Maximum at 230 V_{AC}, P_{out} = maximum, Ta=25 °C, steady state

4) At 240 V_{AC}

5) ±0.8 V

6) Partial load 0.4...6 W

7) ±1.0 V

8) Partial load 0...8 W

9) Maximum

10) Partial load 0.5...20 W

11) V_{AC}

12) Full load at 230 V/Half load at 230 V

13) At full load and 230 V

14) t_{width} = 80 μs (measured at 50 % I_{peak})

15) +0.9/-0.5 V

16) Partial load 0...50 W

17) SELV

18) t_{width} = 200 μs (measured at 50 % I_{peak})

19) Partial load 0...75 W

20) Electronically stabilized, line ripple maximum ±0.2 V

Product family datasheet

Dimensions & weight

Product description	Length	Width	Height	Product weight	Cable cross-section, input side
OT 6/200...240/24 CE	51.0 mm	50.0 mm	22.0 mm	73.00 g	1.0 mm ²
OT 8/200...240/24	80.0 mm	40.0 mm	22.0 mm	51.00 g	0.75...1.5 mm ²
OT 20/220...240/24 P	178.0 mm	43.0 mm	25.0 mm	315.00 g	1.0 mm ²
OT 20/200...240/24	109.0 mm	50.0 mm	35.0 mm	108.00 g	0.75...1.5 mm ²
OT 40/220...240/24 P	208.0 mm	43.0 mm	26.0 mm	416.00 g	1.0 mm ²
OT 50/220...240/24	242.0 mm	40.0 mm	16.0 mm	290.00 g	0.75...1.5 mm ^{2 1)}
OT 60/220...240/24 P	208.0 mm	43.0 mm	26.0 mm	420.00 g	1.0 mm ²
OT 75/220...240/24	220.0 mm	47.0 mm	44.0 mm	290.00 g	0.75...1.5 mm ^{2 1)}
OT 75/220...240/24 E	241.0 mm	43.0 mm	30.0 mm	560.00 g	0.83 mm ^{2 2)}
OT 100/220...240/24 P	240.0 mm	50.0 mm	34.0 mm	765.00 g	1.0 mm ²
OT 130/220...240/24 P	220.0 mm	63.0 mm	37.0 mm	943.00 g	1.0 mm ²
OT 250/220...240/24 P	265.0 mm	68.0 mm	40.0 mm	1340.00 g	1.0 mm ²

Product description	Cable cross-section, output side	Wire preparation length, input side	Wire preparation length, output side	Cable/wire length, input side
OT 6/200...240/24 CE	1.0 mm ²	10 mm	10 mm	185 mm
OT 8/200...240/24	0.5...1.5 mm ²	10 mm	10 mm	-
OT 20/220...240/24 P	1.0 mm ²	90 mm	90 mm	300 mm
OT 20/200...240/24	0.5...1.5 mm ²	10 mm	10 mm	-
OT 40/220...240/24 P	1.0 mm ²	90 mm	90 mm	300 mm
OT 50/220...240/24	0.5...1.5 mm ^{2 1)}	10 mm	10 mm	-
OT 60/220...240/24 P	1.0 mm ²	90 mm	90 mm	300 mm
OT 75/220...240/24	0.5...1.5 mm ^{2 1)}	6.0 mm	6.0 mm	-
OT 75/220...240/24 E	2.1 mm ^{2 2)}	10 mm	10 mm	230 mm
OT 100/220...240/24 P	1.0 mm ²	90 mm	90 mm	300 mm
OT 130/220...240/24 P	1.0 mm ²	90 mm	90 mm	300 mm
OT 250/220...240/24 P	1.5 mm ²	90 mm	90 mm	300 mm

Product description	Cable/wire length, output side	Mounting hole spacing, length
OT 6/200...240/24 CE	135 mm	
OT 8/200...240/24	-	72.0 mm
OT 20/220...240/24 P	300 mm	169.0 mm
OT 20/200...240/24	-	
OT 40/220...240/24 P	300 mm	199.0 mm
OT 50/220...240/24	-	
OT 60/220...240/24 P	300 mm	199.0 mm
OT 75/220...240/24	-	180.0 mm
OT 75/220...240/24 E	230 mm	227.0 mm
OT 100/220...240/24 P	300 mm	227.0 mm

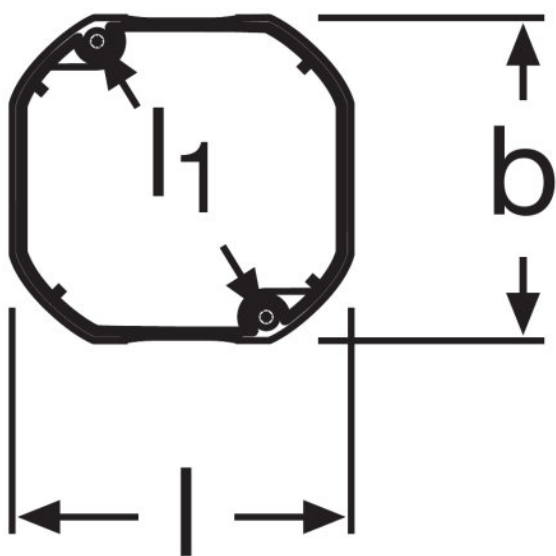
Product family datasheet

Product description	Cable/wire length, output side	Mounting hole spacing, length
OT 130/220...240/24 P	300 mm	207.0 mm
OT 250/220...240/24 P	300 mm	250.0 mm

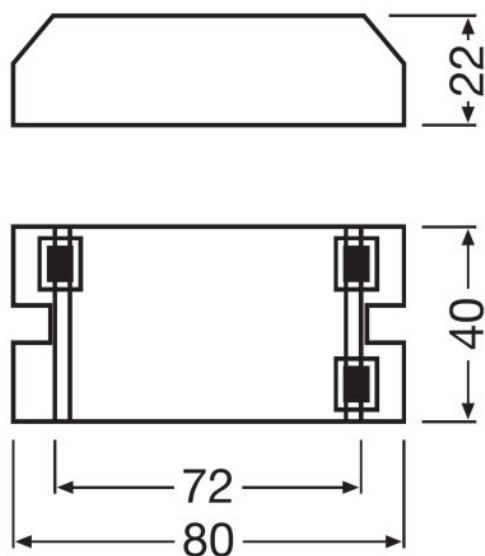
1) Solid or flexible leads

2) Solid leads

Product line drawing




OT 6/200...240/24 CE

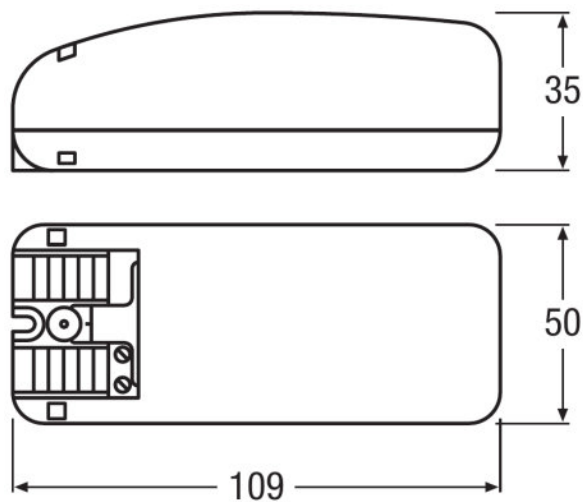


OT 8/200...240/24


Product family datasheet




OT 20/220...240/24 P



OT 20/200...240/24

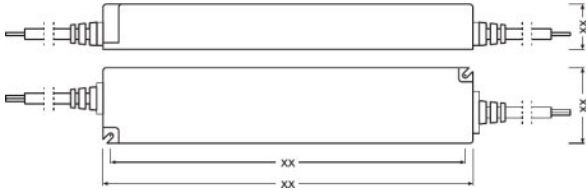


OT 40/220...240/24 P

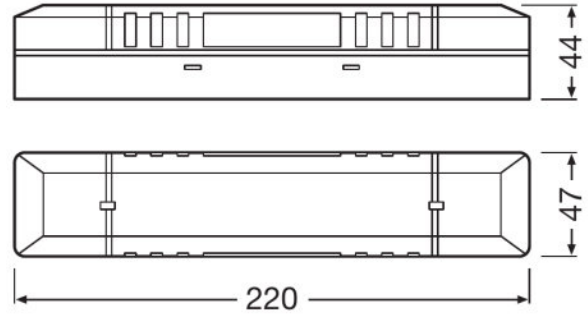


OT 50/220...240/24

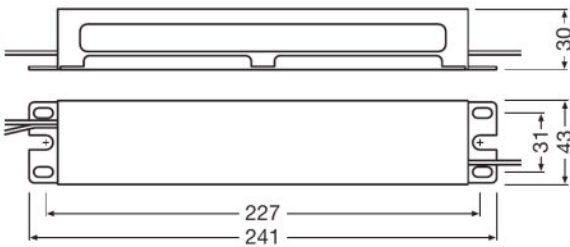
Product family datasheet



OT 60/220...240/24 P



OT 75/220...240/24





OT 75/220...240/24 E



OT 100/220...240/24 P

Product family datasheet



OT 130/220...240/24 P

OT 250/220...240/24 P

Colors & materials

Product description	Casing material
OT 6/200...240/24 CE	Plastic
OT 8/200...240/24	Plastic
OT 20/220...240/24 P	Plastic
OT 20/200...240/24	Plastic
OT 40/220...240/24 P	Plastic
OT 50/220...240/24	Plastic
OT 60/220...240/24 P	Plastic
OT 75/220...240/24	Plastic
OT 75/220...240/24 E	Metal
OT 100/220...240/24 P	Metal
OT 130/220...240/24 P	Metal
OT 250/220...240/24 P	Metal

Product family datasheet

Temperatures & operating conditions

Product description	Ambient temperature range	Maximum temperature at tc test point	Max.housing temperature in case of fault	Permitted rel. humidity during operation
OT 6/200...240/24 CE	-20...+50 °C	70 °C	100 °C	5...85 % ¹⁾
OT 8/200...240/24	-20...+50 °C	80 °C	110 °C	5...85 % ¹⁾
OT 20/220...240/24 P	-30...+55 °C	85 °C	110 °C	5...85 % ¹⁾
OT 20/200...240/24	-20...+45 °C	70 °C	90 °C	5...85 % ¹⁾
OT 40/220...240/24 P	-30...+55 °C	90 °C	110 °C	5...85 % ¹⁾
OT 50/220...240/24	-20...+45 °C	95 °C	110 °C	5...85 % ¹⁾
OT 60/220...240/24 P	-30...+50 °C	90 °C	110 °C	5...85 % ¹⁾
OT 75/220...240/24	-20...+50 °C	80 °C	110 °C	5...85 % ¹⁾
OT 75/220...240/24 E	-20...+60 °C	85 °C ²⁾	110 °C	5...85 % ¹⁾
OT 100/220...240/24 P	-30...+55 °C	80 °C	110 °C	5...85 % ¹⁾
OT 130/220...240/24 P	-30...+55 °C	80 °C	110 °C	5...85 % ¹⁾
OT 250/220...240/24 P	-30...+55 °C	85 °C	110 °C	5...85 % ¹⁾

¹⁾ Maximum 56 days/year at 85 %

²⁾ Maximum at the T_c-point

Lifespan

Product description	ECG lifetime
OT 6/200...240/24 CE	50000 h ¹⁾
OT 8/200...240/24	30000 h
OT 20/220...240/24 P	50000 h
OT 20/200...240/24	30000 h
OT 40/220...240/24 P	50000 h
OT 50/220...240/24	50000 h ²⁾
OT 60/220...240/24 P	50000 h
OT 75/220...240/24	50000 h ²⁾
OT 75/220...240/24 E	50000 h ³⁾
OT 100/220...240/24 P	50000 h
OT 130/220...240/24 P	50000 h
OT 250/220...240/24 P	50000 h

¹⁾ At T_{case} = 60°C at T_c point / 10% failure rate

²⁾ At T_{case} = 80°C at T_c point / 10% failure rate

³⁾ At T_{case} = 75°C at T_c point / 10% failure rate

Product family datasheet

Additional product data

Product description	Encapsulated
OT 6/200...240/24 CE	No
OT 8/200...240/24	No
OT 20/220...240/24 P	Yes
OT 20/200...240/24	No
OT 40/220...240/24 P	Yes
OT 50/220...240/24	No
OT 60/220...240/24 P	Yes
OT 75/220...240/24	No
OT 75/220...240/24 E	No
OT 100/220...240/24 P	Yes
OT 130/220...240/24 P	Yes
OT 250/220...240/24 P	Yes

Capabilities

Product description	Dimmable	Overheating protection	Overload protection
OT 6/200...240/24 CE	No ¹⁾	Automatic reversible	Automatic reversible
OT 8/200...240/24	No ¹⁾	Automatic reversible	Automatic reversible
OT 20/220...240/24 P	No	Yes	Yes
OT 20/200...240/24	No ¹⁾	Automatic reversible	Automatic reversible
OT 40/220...240/24 P	No	Yes	Yes
OT 50/220...240/24	No ¹⁾	Automatic reversible	Automatic reversible
OT 60/220...240/24 P	No	Yes	Yes
OT 75/220...240/24	No ¹⁾	Automatic reversible	Automatic reversible
OT 75/220...240/24 E	No ¹⁾	Automatic reversible	Automatic reversible
OT 100/220...240/24 P	No	Yes	Yes
OT 130/220...240/24 P	No	Yes	Yes
OT 250/220...240/24 P	No	Yes	Yes

Product description	Short-circuit protection	No-load proof	Suitable for fixtures with prot. class	Type of connection, output side
OT 6/200...240/24 CE	Automatic reversible	Yes	II	
OT 8/200...240/24	Automatic reversible	Yes	II / I	Push terminal
OT 20/220...240/24 P	Yes	Yes	II	Cables
OT 20/200...240/24	Automatic reversible	Yes	II	Screw terminal
OT 40/220...240/24 P	Yes	Yes	II	Cables
OT 50/220...240/24	Automatic reversible	Yes	II	Screw terminal
OT 60/220...240/24 P	Yes	Yes	II	Fixed connection (terminal)
OT 75/220...240/24	Automatic reversible	Yes	II	Screw terminal
OT 75/220...240/24 E	Automatic reversible	Yes	II	Push terminal
OT 100/220...240/24 P	Yes	Yes	I	Fixed connection (terminal)
OT 130/220...240/24 P	Yes	Yes	I	Cables

Product family datasheet

Product description	Short-circuit protection	No-load proof	Suitable for fixtures with prot. class	Type of connection, output side
OT 250/220...240/24 P	Yes	Yes	I	Cables

Product description	Number of channels
OT 6/200...240/24 CE	
OT 8/200...240/24	
OT 20/220...240/24 P	1
OT 20/200...240/24	
OT 40/220...240/24 P	1
OT 50/220...240/24	
OT 60/220...240/24 P	1
OT 75/220...240/24	
OT 75/220...240/24 E	1
OT 100/220...240/24 P	1
OT 130/220...240/24 P	1
OT 250/220...240/24 P	1

¹⁾ With OPTOTRONIC dimmers

Certificates & standards

Product description	Approval marks – approval
OT 6/200...240/24 CE	CE / VDE / ENEC 10 / CB
OT 8/200...240/24	CE / VDE / ENEC 10 / EMC
OT 20/220...240/24 P	ENEC / RCM / CCC / EAC
OT 20/200...240/24	CE / ENEC 10 / VDE / VDE-EMC / RCM
OT 40/220...240/24 P	ENEC / RCM / CCC / EAC
OT 50/220...240/24	CE / CB / RCM / ENEC 18
OT 60/220...240/24 P	ENEC / RCM / CCC / EAC
OT 75/220...240/24	CE / ENEC 10 / VDE / VDE-EMC / RCM
OT 75/220...240/24 E	CE / VDE / VDE-EMC / CB / RCM / ENEC 10
OT 100/220...240/24 P	ENEC / RCM / CCC / EAC
OT 130/220...240/24 P	ENEC / RCM / CCC / EAC
OT 250/220...240/24 P	ENEC / RCM / CCC / EAC

Product description	Standards	Protection class	Type of protection
OT 6/200...240/24 CE	Acc. to IEC 61347-2-13/Acc. to IEC 62384/Acc. to EN 55015/Acc. to IEC 61000-3-2/Acc. to IEC 61000-3-3/Acc. to IEC 61547	II	IP65
OT 8/200...240/24	Acc. to IEC 61347-2-13/Acc. to IEC 62384/Acc. to EN 55015/Acc. to IEC 61000-3-2/Acc. to IEC 61000-3-3/Acc. to IEC 61547	II	IP20
OT 20/220...240/24 P	Acc. to EN 61000-3-3/Acc. to EN 60598-1/Acc. to EN 62384	II	IP66
OT 20/200...240/24	Acc. to IEC 61347-2-13/Acc. to IEC 62384/Acc. to EN 55015/Acc. to IEC 61000-3-2/Acc. to IEC 61000-3-3/Acc. to IEC 61547	II	IP20

Product family datasheet

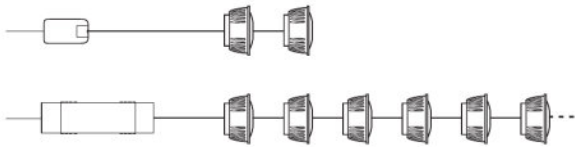
Product description	Standards	Protection class	Type of protection
OT 40/220...240/24 P	Acc. to EN 61000-3-3/Acc. to EN 60598-1/Acc. to EN 62384	II	IP66
OT 50/220...240/24	Acc. to IEC 61347-1/Acc. to IEC 61347-2-13/Acc. to IEC 62384/Acc. to CISPR 15/Acc. to IEC 61000-3-2/Acc. to IEC 61547	II	IP20
OT 60/220...240/24 P	Acc. to EN 61347-1/Acc. to EN 61347-2-13/Acc. to EN 55015/Acc. to EN 61547/Acc. to EN 61000-3-2/Acc. to EN 61000-3-3/Acc. to EN 60598-1/Acc. to EN 62384	II	IP66
OT 75/220...240/24	Acc. to IEC 61347-2-13/Acc. to IEC 62384/Acc. to EN 55015/Acc. to IEC 61000-3-2/Acc. to EN 61000-3-3/Acc. to EN 61547	II	IP20
OT 75/220...240/24 E	Acc. to IEC 61347/Acc. to IEC 60598/Acc. to IEC 62384/Acc. to EN 55015:2006 + A1:2007/Acc. to EN 61000-3-2/Acc. to EN 61547	I	IP64
OT 100/220...240/24 P	Acc. to EN 61347-1/Acc. to EN 61347-2-13/Acc. to EN 55015/Acc. to EN 61547/Acc. to EN 61000-3-2/Acc. to EN 61000-3-3/Acc. to EN 60598-1/Acc. to EN 62384	I	IP66/IP67
OT 130/220...240/24 P	Acc. to EN 61347-1/Acc. to EN 61347-2-13/Acc. to EN 55015/Acc. to EN 61547/Acc. to EN 61000-3-2/Acc. to EN 61000-3-3/Acc. to EN 60598-1/Acc. to EN 62384	I	IP66/IP67
OT 250/220...240/24 P	Acc. to EN 61347-1/Acc. to EN 61347-2-13/Acc. to EN 55015/Acc. to EN 61547/Acc. to EN 61000-3-2/Acc. to EN 61000-3-3/Acc. to EN 60598-1/Acc. to EN 62384	I	IP66/IP67

Logistical data

Product description	Temperature range at storage
OT 6/200...240/24 CE	-40...85 °C
OT 8/200...240/24	-40...85 °C
OT 20/220...240/24 P	-40...85 °C
OT 20/200...240/24	-40...85 °C
OT 40/220...240/24 P	-40...85 °C
OT 50/220...240/24	-30...85 °C
OT 60/220...240/24 P	-40...85 °C
OT 75/220...240/24	-40...85 °C
OT 75/220...240/24 E	-40...85 °C
OT 100/220...240/24 P	-40...85 °C
OT 130/220...240/24 P	-40...85 °C
OT 250/220...240/24 P	-40...85 °C

Product family datasheet

Wiring Diagram



OT 75/220...240/24

OT 75/220...240/24

Application advice

For more detailed application information and graphics please see product datasheet.

Sales and Technical Support






















Sales and Technical Support www.osram.com

Country specific information


















Product description	Product code	METEL code	SEG-No.	STK number	UK Org
OT 6/200...240/24 CE	4008321113269	OSROT624CE	-	4031154	-
OT 8/200...240/24	4008321040169	OSROT0824	-	4031156	-
OT 20/200...240/24	4050300618111	OSROT2024	-	4031160	-
OT 50/220...240/24	4052899905566	-	-	4030200	-
OT 75/220...240/24	4050300817477	OSROT7524	-	4031164	-
OT 75/220...240/24 E	4008321362476	OSROT7524E	-	4031168	-

Product family datasheet

Download Data

File	
	Addon Technical Information 313236_ADDON TECHNICAL INFO OT 6200-24010 CE VS20 and OT 6200-24024 CE VS20 (GB)
	Brochures 730792_Light is universal - Easy installation of efficient complete systems (DE)
	Brochures 730791_Light is universal - Easy installation of efficient complete systems (EN)
	Certificates VDE ENEC Certificate 40038447
	Declarations of conformity 334859_Declaration of conformity – OT 6200-24010 CE
	Declarations of conformity EU Declaration of Conformity 3578669
	CAD data 3-dim 313445_51x52x22 9900045
	CAD data 3-dim 313473_51x52x22 9900045
	CAD data PDF 313405_51x52x22 9900045
	Addon Technical Information 313228_ADDON TECHNICAL INFORMATION OT 8200-24024 VS50 OSRAM (GB)
	Brochures 538836_Light is universal - OPTOTRONIC LED drivers (GB)
	Certificates 730563_VDE Certificate
	Declarations of conformity 727842_Declaration OT 8
	CAD data 3-dim 317456_OT 9 80x40x22 9900053
	CAD data 3-dim 317457_OT 9 80x40x22 9900053
	CAD data 3-dim 317458_OT 9 80x40x22 9900053
	CAD data PDF 317455_OT 9 80x40x22 9900053
	User instruction OPTOTRONIC LED Power Supply
	Product Datasheet Datasheet OT 20220-24024 P
	Certificates CCC Certificate No. 2018011002044637
	Certificates CB Test Certificate No. SG PSB-LE-00930
	Certificates ENEC Certificate No. U6 18 01 84117 051

Product family datasheet

	Declarations of conformity EU Declaration of Conformity 3537796
	Declarations of conformity Attestation of Conformity No. N8A 18 01 84117 055
	Declarations of conformity Attestation of Conformity No. E8A 18 01 84117 050
	Declarations of conformity EU Declaration of Conformity OT 24V P_DIMP
	Addon Technical Information 313233_ADDON TECHNICAL INFORMATION OT 20230-24024 VS20 OSRAM (GB)
	Declarations of conformity 334871_Declaration of conformity – OT 20220-24024
	Product Datasheet Datasheet OT 40220-24024 P
	Certificates CCC Certificate No. 2018011002043864
	Certificates 664760_CEAG OT50
	Certificates 664761_ENEC mark approval_OT 5024
	Declarations of conformity 728507_EU Declaration OT
	Declarations of conformity 3540710_EU Declaration of conformity OT 50220-24024
	Installation/Operation notice 343028_Instruction Sheet OT 50220-24024
	Product Datasheet Datasheet OT 60220-24024 P
	Addon Technical Information 313226_ADDON TECHNICAL INFORMATION OT 75220-24024 VS10 OSRAM (GB)
	Declarations of conformity 334875_Declaration of conformity OT 75220-24024
	CAD data 3-dim 313470_220x47x44 9900016
	CAD data 3-dim 313501_220x47x44 9900016
	CAD data 3-dim 314272_220x47x44 9900016
	CAD data PDF 313401_220x47x44 9900016
	Addon Technical Information 328949_ATI OPTOTRONIC OT 75220-24024 E (GB)
	Addon Technical Information 328950_ATI OPTOTRONIC OT 75220-24024 E (D)
	Declarations of conformity 334820_Declaration of conformity OT 75220-24024 E

Product family datasheet

	Product Datasheet Datasheet OT 100220-24024 P
	Certificates CCC Certificate No. 2018011002043871
	Certificates CB Test Certificate No. SG PSB-LE-00906
	Certificates ENEC Certificate No. U6 18 01 84117 048
	Declarations of conformity Attestation of Conformity No. N8A 18 01 84117 054
	Declarations of conformity Attestation of Conformity No. E8A 18 01 84117 049
	Product Datasheet Datasheet OT 130220-24024 P
	Product Datasheet Datasheet OT 250220-24024 P

Logistical Data

Product code	Product description	Packaging unit (Pieces/Unit)	Dimensions (length x width x height)	Volume	Gross weight
4008321113269	OT 6/200...240/24 CE	Shipping carton box 20	328 mm x 76 mm x 138 mm	3.44 dm ³	1212.50 g
4008321040169	OT 8/200...240/24	Shipping carton box 50	212 mm x 143 mm x 121 mm	3.67 dm ³	2701.00 g
4052899545922	OT 20/220...240/24 P	Shipping carton box 20	334 mm x 277 mm x 186 mm	17.21 dm ³	7416.00 g
4050300618111	OT 20/200...240/24	Shipping carton box 20	270 mm x 105 mm x 229 mm	6.49 dm ³	2396.00 g
4052899545946	OT 40/220...240/24 P	Shipping carton box 20	334 mm x 310 mm x 194 mm	20.09 dm ³	9525.00 g
4052899905566	OT 50/220...240/24	Shipping carton box 20	288 mm x 134 mm x 248 mm	9.57 dm ³	4758.00 g
4052899545960	OT 60/220...240/24 P	Shipping carton box 20	334 mm x 310 mm x 194 mm	20.09 dm ³	9605.00 g
4050300817477	OT 75/220...240/24	Shipping carton box 10	252 mm x 118 mm x 246 mm	7.32 dm ³	3135.50 g
4008321362476	OT 75/220...240/24 E	Shipping carton box 10	278 mm x 126 mm x 268 mm	9.39 dm ³	6146.00 g
4052899545984	OT 100/220...240/24 P	Shipping carton box 10	384 mm x 324 mm x 134 mm	16.67 dm ³	8704.00 g
4052899546004	OT 130/220...240/24 P	Shipping carton box 10	439 mm x 299 mm x 126 mm	16.54 dm ³	10590.00 g
4052899546028	OT 250/220...240/24 P	Shipping carton box 10	459 mm x 344 mm x 144 mm	22.74 dm ³	14752.00 g

Product family datasheet

Product code	Product description	Packaging unit (Pieces/Unit)	Dimensions (length x width x height)	Volume	Gross weight
--------------	---------------------	------------------------------	--------------------------------------	--------	--------------

The mentioned product code describes the smallest quantity unit which can be ordered. One shipping unit can contain one or more single products. When placing an order, for the quantity please enter single or multiples of a shipping unit.

Disclaimer

Subject to change without notice. Errors and omission excepted. Always make sure to use the most recent release.