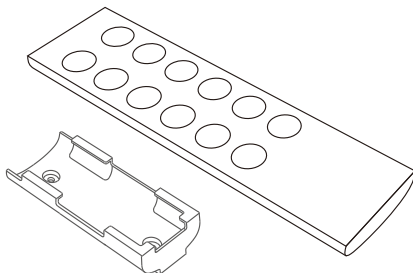


- 12 keys remote control.
- RF 2.4GHz wireless signal.
- Work with F4-3A/F4-5A/F4-CC wireless drivers to control LED fixtures.
- EX series touch panel optional.

FC CE RoHS

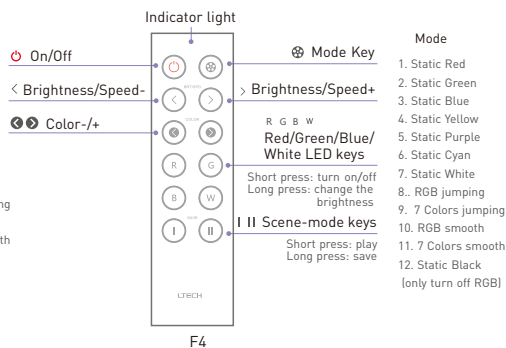
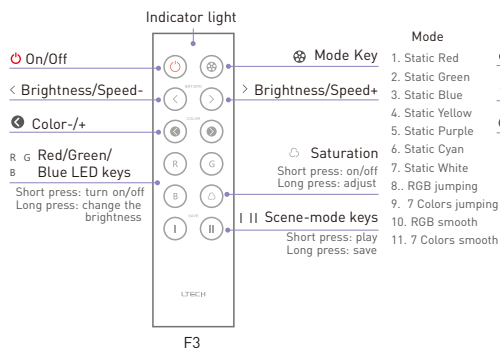
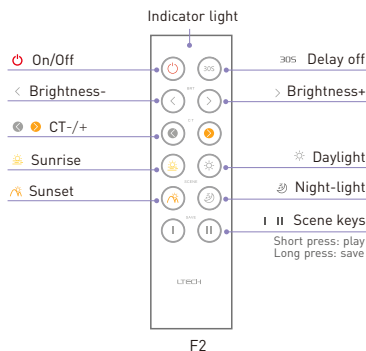
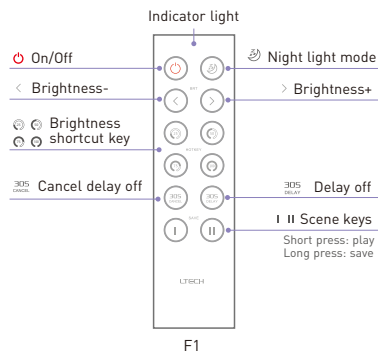
warranty
5 years



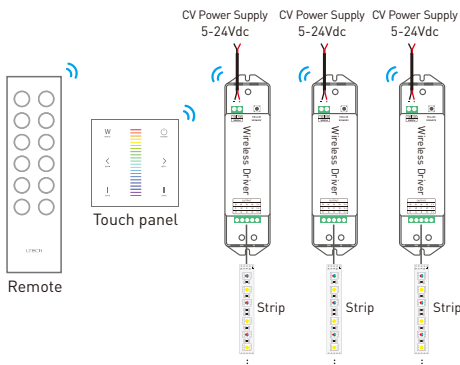
Main Characteristics

Model	F1	F2	F3	F4
Remote Option	Dimming	Color temperature	RGB	RGBW
Working Voltage	3Vdc (Battery CR2032)			
Wireless Frequency	2.4GHz			
Working Temperature	-20 ~55			
Dimensions	L145×W40×H12(mm)			
Package Size	L150×W46×H18(mm)			
Weight(G.W.)	85g			

Operating Instruction for Remote

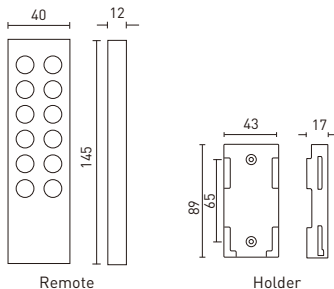


Wiring Diagram



Dimensions

Unit : mm



F series remote can control wireless driver directly, please refer to the manual of wireless driver for match code method.

F series remote can work with EX series touch panel, please refer to the manual of touch panel for match code method.

Match/Clear code between remotes

1. Assuming that B match up with A. Short press the bottom two keys of B simultaneously, the indicator light keeps on after release.



2. Then press any key on A in 5 seconds. When the indicator light of B turns off, match successfully.



Clear code

Press the bottom two keys of remote simultaneously (about 10 seconds) until the indicator light keeps on, deactivated the matching successfully.

